

Lesson Plan

Topic: Talking about family

everyone's family

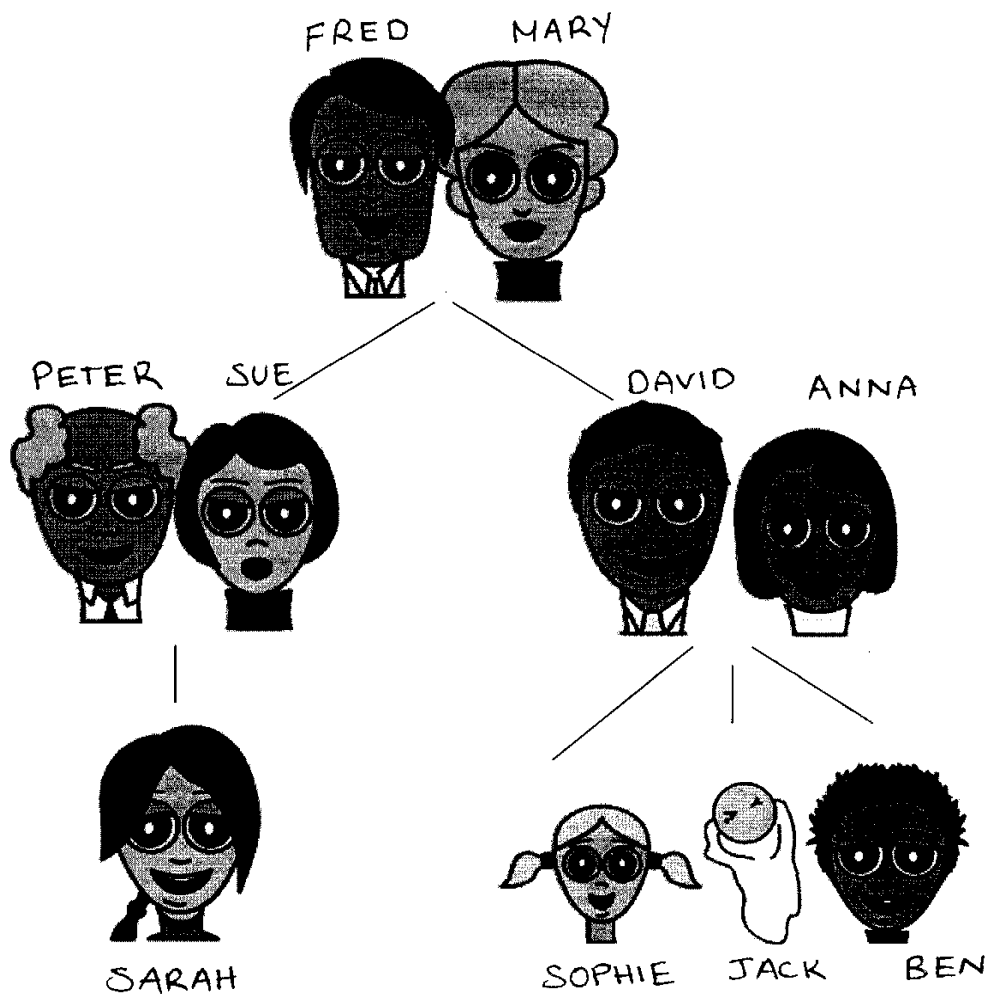
This lesson is for students to learn the vocabulary to be able to talk about their family. It is designed for beginner to intermediate students; however, it is worth going through this with more advanced students to see if they are familiar with all the terms. Intermediate to advanced students could draw their own family tree for you.

To set the scene it would be worthwhile bringing photos of your family and showing them to you student. Describe all of the relationships and cover any new vocabulary. It would also be useful to look at your student's family photos first and find out about their family tree. Relating new concepts back to your student will allow them to grasp the concepts better. Stick to no more than 3 generations to begin with otherwise it may get too complicated. You could follow on from this with the lesson on describing people.

The Clarke Family

Use these words to describe the family members:

son	aunt
nephew	mother
brother	baby
niece	grandmother
husband	grandson
cousin	father
grandfather	daughter
sister	wife
uncle	granddaughter
daughter-in-law	brother-in-law
sister-in-law	son-in-law



The Clarke family

Fred is Mary's husband.

Fred is Sue's father.

Fred is Sarah's grandfather.

Anna is David's wife.

David is Sarah's uncle.

Peter is Mary's son-in-law.

Sue is David's sister.

Sue is Anna's sister-in-law.

Sue is Jack's aunty.

Ben is Mary's grandson.

Ben is Sarah's cousin.

Answer the following questions

Who is Fred's daughter-in-law?

Who is Fred's daughter?

Who are Anna's sons?

Who is Anna's niece?

Who is Jack's grandfather?

Who is Sue's sister-in-law?

About me

Everyone is a son or daughter. Most people are lots of other things..... a husband or wife, a cousin, a mother or father etc. Ask your student to write down everything that they are.

I am a

I am a

I am a

I am a

I am a

I am a

I am a

I am a

Family photos

Who is it?

Singular (one person): This is me/my

- e.g. This is me.
- This is my husband.
- This is my mother.
- This is my son.



This is my daughter.

Plural (more than one person): These are my

- e.g. These are my parents.
- These are my sisters.
- These are my nieces.



These are my daughters.

Someone and you: This is my and I

- e.g. This is my husband and I.
- This is my son and I.
- This is my grandmother and I.




This is my mother and I.

Family photos

Ask your student to find some family photos. Place a picture below and ask them to write a sentence about who is in the picture.

Who is it?



This is _____ .

Family photos

Ask your student: Where do you usually take photos?
Practice vocabulary about places and events.

Where is it?

At (place)

- e.g. at the beach
- at the park
- at the movies
- at my parents house

On (event / day)

- e.g. on holidays
- on my wedding day
- on my birthday
- on New Years Eve
- on my graduation day



Family photos

Ask your student to place a picture below and write a sentence about who is in it and where it is.

Where is it?



This is _____ .

on / at _____ .

Family photos

What are you/they doing?

I am

We are

They are

He / she is

Practice new vocabulary:

Actions:



jumping



swimming



bike riding / cycling



relaxing




eating



laughing


smiling



Family photos

What are you/they doing?

Ask your student to place a picture below and write a sentence about who is in it, where it is and what they are doing.



This is _____ .

on / at _____ .

_____ .